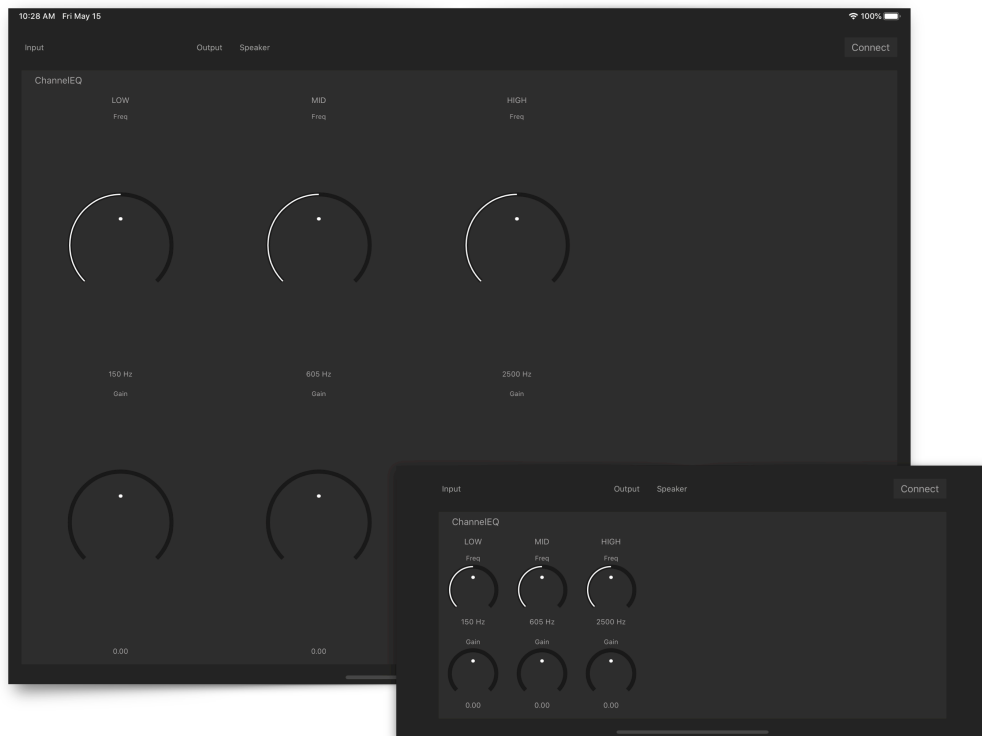


ChannelEqualizer

Three band Equalizer



User Guide

Version 1.4

Table of Contents

Introduction	3
Features	3
User Interface	4
Host Application	4
1. Audio Input Source Label	4
2. Audio Output Source Label	4
3. Connect button	4
AudioUnit Extension	4
4. Low Frequency	4
5. Low Gain	4
6. Mid Frequency	4
7. Mid Gain	5
8. High Frequency	5
9. High Gain	5
Host Application	6
How to enable / disable effect unit	6
Permission to access microphone	6
Feedback Loop	6
AudioUnit Extension	7
Low Shelving	7
Mid Peak / Notch	7
High Shelving	7
Specification	8
What's new in version 1.0	8
What's new in version 1.1	8
What's new in version 1.2	8
What's new in version 1.3	8
What's new in version 1.4	8

Introduction

Thank you for purchasing ChannelEqualizer. To help you get the most out of this product, please read this manual carefully.

ChannelEqualizer is three band Equalizer AudioUnit Extension developed as an add-on for VADrumSM.

Features

ChannelEQExtension (AUv3)

Low Shelving

- Frequency Range: 21Hz - 1092Hz
- Gain -INF - +12dB
- High Pass Filter response: 12dB / Oct

Mid Peak / Notch

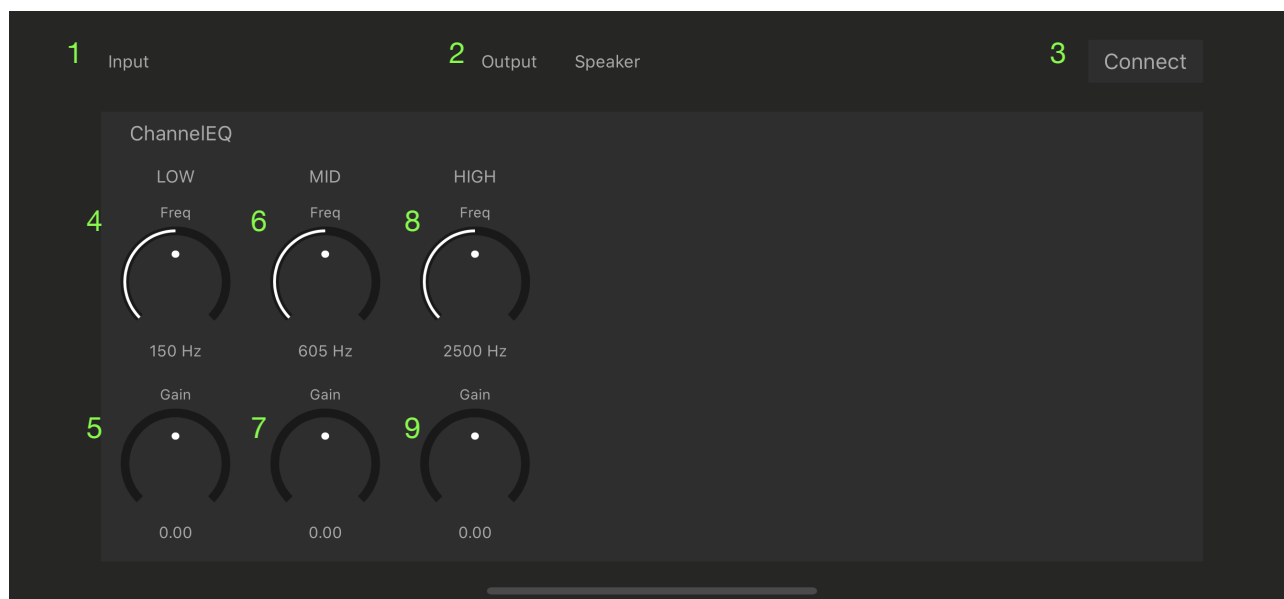
- Frequency Range: 152Hz - 2409Hz
- Gain -36dB - +24dB

High Shelving

- Frequency Range: 296Hz - 21096Hz
- Gain -INF - +12dB
- Low Pass Filter response: 12dB / Oct

Host application uses system audio input as an audio source and processed audio signal is routed to the system audio output.

User Interface



Host Application

1. Audio Input Source Label

Name of the Audio input source

2. Audio Output Source Label

Name of the audio output source

3. Connect button

Tap this button to enable / disable connection from audio input source to AUv3 Extension.

AudioUnit Extension

4. Low Frequency

Adjust frequency of the low shelving filter.

5. Low Gain

Adjust gain of the low shelving filter.

6. Mid Frequency

Adjust frequency of the mid peak / notch filter.

7. Mid Gain

Adjust gain of the mid peak / notch filter.

8. High Frequency

Adjust frequency of the high shelving filter.

9. High Gain

Adjust gain of the high shelving filter.

Host Application

Host application uses system audio input as an audio source and processed audio signal is routed to the system audio output.

How to enable / disable effect unit

1. Tap connect button to enable / disable connection from audio input source to AUv3 Extension.

Permission to access microphone

When application is launched at the first time, it will ask permission to use built-in microphone. If the permission is denied, application can't access to audio input source.

If you wish to set the permission manually, change preference under Settings -> Privacy -> Microphone.

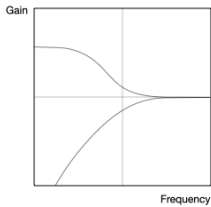
Feedback Loop

When audio input source is built-in microphone and audio output source is built-in speaker, connection from audio input source to AudioUnit Extension is disconnected to prevent audio feedback loop. If you want use built-in microphone as an audio input source, please connect headphone or line out.

AudioUnit Extension

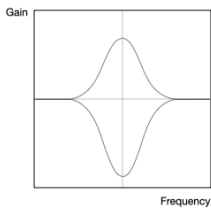
ChannelEQExtension is a three band equalizer AudioUnit Extension plugin.

Low Shelving



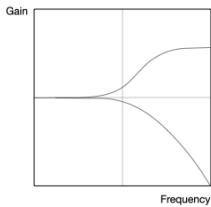
Adjust frequency of the filter from 21 Hz to 1092 Hz.
Adjust gain from minus infinity to +12 dB
When gain is turned fully anti clock wise, the filer becomes high pass filter.

Mid Peak / Notch



Adjust frequency of the filter from 152 Hz to 2409 Hz.
Adjust gain from -36 dB to +12 dB

High Shelving



Adjust frequency of the filter from 296 Hz to 21096 Hz.
Adjust gain from minus infinity to +12 dB
When gain is turned fully anti clock wise, the filer becomes low pass filter.

Specification

Low Shelving	Frequency Range: 21Hz - 1092Hz Gain -INF - +12dB High Pass Filter response: 12dB / Oct
Mid Peak / Notch	Frequency Range: 152Hz - 2409Hz Gain -36dB - +24dB
High Shelving	Frequency Range: 296Hz - 21096Hz Gain -INF - +12dB Low Pass Filter response: 12dB / Oct

What's new in version 1.0

- Initial release

What's new in version 1.1

- Support iOS 14 / iPadOS 14.

What's new in version 1.2

- Support iOS 15 / iPadOS 15.

What's new in version 1.3

- Support iOS 16 / iPadOS 16.

What's new in version 1.4

- Support iOS 17 / iPadOS 17.